


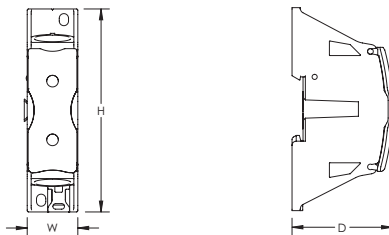


# Power Block – SBF250 (561171)



nVent ERIFLEX Power Blocks are the main DIN mounted output/input devices for connection between primary and secondary switchboard, or main input/output connection for machine or industrial equipment (such as inverter, air conditioning machines, etc.). The high short circuit rated large cross section blocks offer time savings and reliability in every panel configuration. The complete Power Blocks range offers multiple connection types with up to four cables, nVent ERIFLEX Flexibar Advanced, or IBS/IBSB Advanced power braids.

- Can be connected with round cross section cable or flat connection system like nVent ERIFLEX Flexibar Advanced or IBS/IBSB Advanced Insulated Braided Conductor
- Compact power block with high short circuit current rating
- Tinned copper or aluminum block allows for copper or aluminum conductor direct connections, or using ferrule
- Screw retaining cover is hinged and removable
- Design allows for visual inspection of conductor and confirmation of connection
- Modular snap-together blocks for building multi-pole power blocks
- Easily clips onto DIN rail or mounts to panel with screws
- Voltage detection and measurement connection
- 95% fill ratio
- Halogen free
- RoHS compliant



Part Number	SBF250
Article Number	561171
Finish	Tinned
Type	Flexibar-Cable
Typical Application Current Rating, IEC	250 A
Material	Copper Thermoplastic
Line Side Max Conductor Size, IEC	70 mm <sup>2</sup>
Load Side Max Conductor Size, IEC	120 mm <sup>2</sup>
Short Term Withstand Current (I <sub>cw</sub> ) 1s	14.4 kA
Max Current Rating, Insulated Power Braid, IEC	330 A
Max Current Rating, nVent ERIFLEX Flexibar, IEC	380 A
Max Current Rating, UL/CSA	255 A
Peak Short Circuit Current (I <sub>pk</sub> )	42 kA

Part Number	SBF250
Short Circuit Current Rating (SCCR)	100 kA
Max Working Voltage, IEC (Ui)	1,000 VAC 1,500 VDC
Max Working Voltage, UL (Vin)	1,000 VAC/DC
Line Side Number of Connections	1
Line Side Insulated Power Braid Cross Section	50 mm <sup>2</sup> 70 mm <sup>2</sup>
Line Side nVent ERIFLEX Flexibar Size	2X20X1 - 5X20X1
Load Side Compact Stranded Wire Size	35 - 120 mm <sup>2</sup>
Load Side Number of Connections	1
Load Side Stranded Wire Size - Ferrule	35 - 120 mm <sup>2</sup>
Load Side Wire Size	#6 - 250 kcmil
Depth (D)	58 mm
Height (H)	111 mm
Width (W)	31 mm
Unit Weight	0.272 kg
Certification Details	UL® 1059
Complies With	IEC® 60947-7-1
Enclosure Rating	IP 20
Flammability Rating	UL® 94V-0
Certifications	CE, ERIFLEX SB RoHS UL UR
Standard Packaging Quantity	1 pc
UPC	78285694004
EAN-13	0782856940043

Design Guideline for Distribution Blocks, Power Blocks and Power Terminals										
Derating according to Ambient* Temperature [°C] to maintain working temperature of 85°C										
Ambient Temperature [°C]	30°	35°	40°	45°	50°	55°	60°	65°	70°	75°
Derating Coefficient (d)	1	1	1	0.94	0.88	0.82	0.75	0.67	0.58	0.47
*environment around the terminal blocks inside the enclosure										

SBF250 is UL® 1953 Listed when used with SB250SPCR. Max Working Voltage for UL 1953 applications is 1250 VAC/DC.

IEC is a registered trademark of the International Electrotechnical Commission. UL, UR, cUL, cULus and cURus are registered certification marks of UL LLC.

#### WARNING

nVent products shall be installed and used only as indicated in nVent's product instruction sheets and training materials. Instruction sheets are available at [www.erico.com](http://www.erico.com) and from your nVent customer service representative. Improper installation, misuse, misapplication or other failure to completely follow nVent's instructions and warnings may cause product malfunction, property damage, serious bodily injury and death and/or void your warranty.

© 2019 nVent All rights reserved

nVent, nVent CADDY, nVent ERICO, nVent ERIFLEX and nVent LENTON are owned by nVent or its global affiliates.

All other trademarks are the property of their respective owners. nVent reserves the right to change specifications without prior notice.