


**ERIFLEX®**

# Distribution Blocks Power Blocks Power Terminals



**ERICO®**



**3-9**

Single Pole Distribution Blocks



**7-8**

Power Solar Blocks



**10-13**

Two and Four Pole Distribution Blocks



**14-15**

Power Blocks



**16-21**

Power Terminals



**22-23**

Four Pole Distribution Blocks & Insulating Supports



**24-25**

Disconnectable PEN System




**26**

Spacers & Accessories

# Single Pole Distribution Blocks

## Compact



- UL® Recognized for US and Canada (single pole only)
  - UL 1059
  - CSA® C22.2 NO. 158
- Tested and certified according to IEC 60947-7-1
- Short Circuit Current Rated up to 100 KA - See UL file E198301
- $U_i = 1000V$  AC/DC IEC  
600 V UL
- Halogen-free
- UL 94V-0



# Single Pole Distribution Blocks



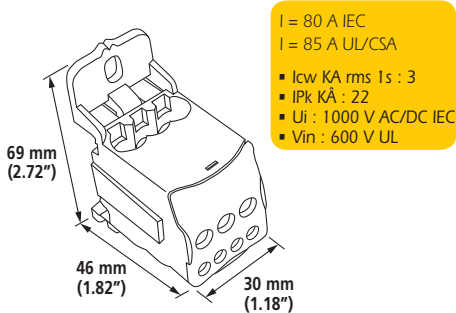
- Visual inspection of wire and confirmation of connection
- Halogen-free
- IP 20 finger safe
- 95% fill ratio
- Self extinguishing: UL94 V-0
- Tinned copper blocks: Copper or Aluminum Cable
- Short circuit current rated up to 100 KA - See UL file E198301
- RoHS Compliant

IEC 60947-7-1  
UL-1059

## UD 80 A 80 A - IEC 85 Amp - cULus

- Modular: keeping only one input, the blocks can be supplied in parallel using a jumper wire. Easily double the neutral.

\* CENTER TO CENTER DRILLING: 54 mm (2.12")



METRIC	mm <sup>2</sup>		Ø		I(N.m)
	6...16	x1	6.8		3,5
	2,5...6	x4	4.5		1,2
	2,5...16	x2	6.8		3,5

IMPERIAL	AWG		Ø		Torque inch/Lbs.
	16...4	x1	0.27		19.5
	16...8	x4	0.177		10.6
	16...4	x2	0.27		19.5

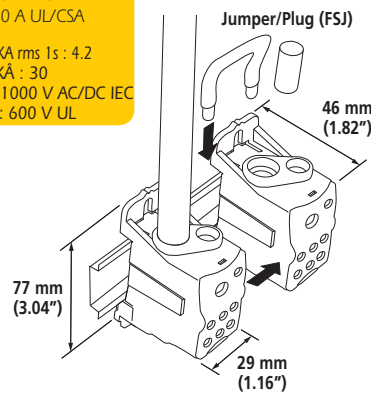
Part No.	Description			kg/lbs
569010	UD 80 A	1		0,07/0.15

## UDJ 125 A 125 A - IEC 150 Amp - cULus

- Modular: keeping only one input, the blocks can be supplied in parallel using a jumper. Easily double the neutral.

I = 125 A IEC  
I = 150 A UL/CSA

- Icw KA rms 1s : 4.2
- IPk KA : 30
- Ui : 1000 V AC/DC IEC
- Vin : 600 V UL



\* CENTER TO CENTER DRILLING: 64 mm (2.53")

METRIC	mm <sup>2</sup>		Ø		I(N.m)
	10...35	x1	10		8,5
	6...16**	x1	6.8		3,5
	2,5...16	x4	6.8		3,5

\*\* or common jumper

IMPERIAL	AWG		Ø		Torque inch/Lbs.
	8...1/0	x1	0.394		57
	10...4	x1	0.27		31
	10...4	x6	0.27		31

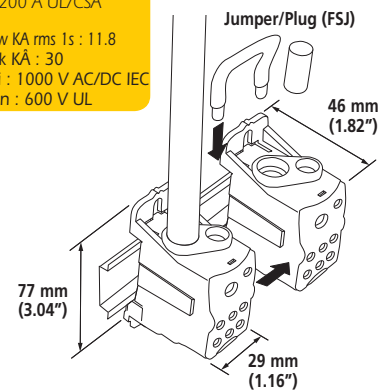
Part No.	Description			kg/lbs
569020	UDJ 125 A	1		0,15/0.33
569150	FSJ	25		0,03/0.07

## UDJ 160 A 160 A - IEC 200 Amp - cULus

- Modular: keeping only one input, the blocks can be supplied in parallel using a jumper. Easily double the neutral.

I = 160 A IEC  
I = 200 A UL/CSA

- Icw KA rms 1s : 11.8
- IPk KA : 30
- Ui : 1000 V AC/DC IEC
- Vin : 600 V UL



\* CENTER TO CENTER DRILLING: 64 mm (2.53")

METRIC	mm <sup>2</sup>		Ø		I(N.m)
	10...70	x1	12.3		8,5
	6...16**	x1	6.8		3,5
	2,5...16	x4	6.8		3,5

\*\* or common jumper

IMPERIAL	AWG		Ø		Torque inch/Lbs.
	8...3/0	x1	0.484		75
	10...4	x1	0.27		31
	10...4	x6	0.27		31

Part No.	Description			kg/lbs
569030	UDJ 160 A	1		0,15/0.32
569150	FSJ	25		0,03/0.07

# Single Pole Distribution Blocks



- ERIFLEX FLEXIBAR connection at input, using flag terminals (FLG 250 A & FLG 400 A)

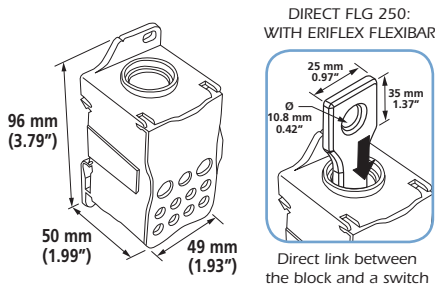
UL-1059

IEC 60947-7-1

**NEW**  
1000V IEC

## UD 250 A 250 A - IEC 255 Amp - cULus

- Modular: allows versatile building of power blocks single pole, two pole, three pole or four pole.



- I = 250 A IEC
- I = 255 A UL/CSA
- Icw KA rms 1s : 24,5
- IPk KA : 51
- Ui : 1000 V AC/DC IEC
- Vin : 600 V UL

**CENTER TO CENTER DRILLING:**  
85 X 29 mm (3.35" x 1.14")

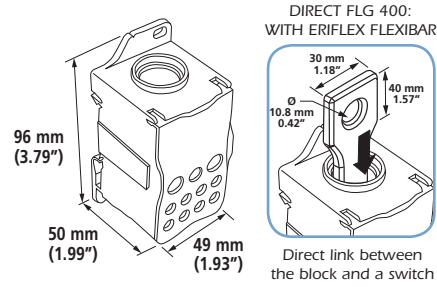
METRIC	mm <sup>2</sup>	mm <sup>2</sup>		Ø		I(N.m)
	35...120		x1	15		19
	6...35	6...25	x2	9		4,4
	2,5...16	2,5...16	x5	6.8		2,7
	2,5...10	2,5...10	x4	6.1		2,7

IMPERIAL	AWG			Ø		Torque inch/Lbs.
	6...250 Kcmil		x1	0.59		168
	8...1		x2	0.354		39
	8...4		x5	0.27		24
	8...6		x4	0.24		24

Part No.	Description		kg/lbs
569040	UD 250 A	1	0,42/0.89
569160	FLG 250	10	0,05/0.12

## UD 400 A 400 A - IEC 335 Amp - cULus

- Modular: allows versatile building of power blocks single pole, two pole, three pole or four pole.



- I = 400 A IEC
- I = 335 A UL/CSA
- Icw KA rms 1s : 24,5
- IPk KA : 51
- Ui : 1000 V AC/DC IEC
- Vin : 600 V UL


**CENTER TO CENTER DRILLING:**  
85 X 29 mm (3.35" x 1.14")

METRIC	mm <sup>2</sup>	mm <sup>2</sup>		Ø		I(N.m)
	95...185		x1	19		25
	6...35	6...25	x2	9		4,4
	2,5...16	2,5...16	x5	6.8		2,7
	2,5...10	2,5...10	x4	6.1		2,7

IMPERIAL	AWG			Ø		Torque inch/Lbs.
	3/0...400 Kcmil		x1	0.748		221
	8...1		x2	0.354		39
	8...4		x5	0.27		24
	8...6		x4	0.24		24

Part No.	Description		kg/lbs
569050	UD 400 A	1	0,4/0.89
569170	FLG 400	10	0,1/0.21

# Single Pole Distribution Blocks

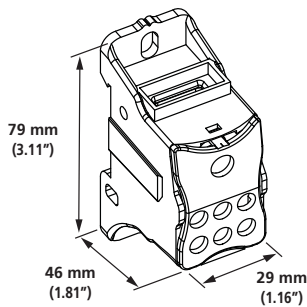


- Input connection using ERIFLEX® FLEXIBAR
- Visual inspection of wire and confirmation of connection
- Halogen Free
- IP 20 finger safe
- 95% fill ratio
- Tinned Copper Block : Copper or Aluminium Cables
- RoHS Compliant
- Short Circuit Rated up to 100 KA (UDF 250A)  
- See UL file E198301
- Self extinguishing: UL94 V-0

## UDF 250A 250 A - IEC 255 A - cUL<sup>us</sup>

- I = 250 A IEC  
I = 250 A UL/CSA
- Icw KA rms 1s : 9.0
- IPk KA : 23
- Ui : 1000 V AC/DC IEC
- Vin : 600 V UL

- DIRECT CONNECTION WITH ERIFLEX FLEXIBAR.
- Modular: allows versatile building of power blocks single pole, two pole, three pole or four pole.



ERIFLEX FLEXIBAR INPUT	
3 x 9 x 0,8 - 6 x 9 x 0,8	
3 x 13 x 0,5 - 6 x 13 x 0,5	
2 x 15,5 x 0,8 - 6 x 15,5 x 0,8	

METRIC		Ø	I (N.m)
	ERIFLEX® FLEXIBAR	x1 -	13,5
	2,5...16	x6 6.8	3,5

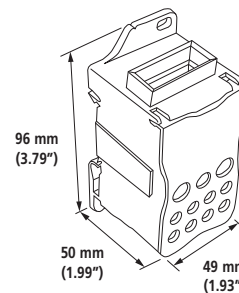
IMPERIAL	AWG	Ø	I (in/lb)
	ERIFLEX® FLEXIBAR	x1 -	120
	10...4	x6 0.27	31

Part No.	Description		kg/lbs
569041	UDF 250A	1	0,15 / 0.33

## UDF 500A 500 A - IEC 335 A - UL<sup>®</sup> pending

- I = 500 A IEC  
I = 335 A UL pending
- Icw KA rms 1s : 24.5
- IPk KA : 51
- Ui : 1000 V AC/DC IEC
- Vin : 600 V UL

- DIRECT CONNECTION WITH ERIFLEX FLEXIBAR.
- Modular: allows versatile building of power blocks single pole, two pole, three pole or four pole.



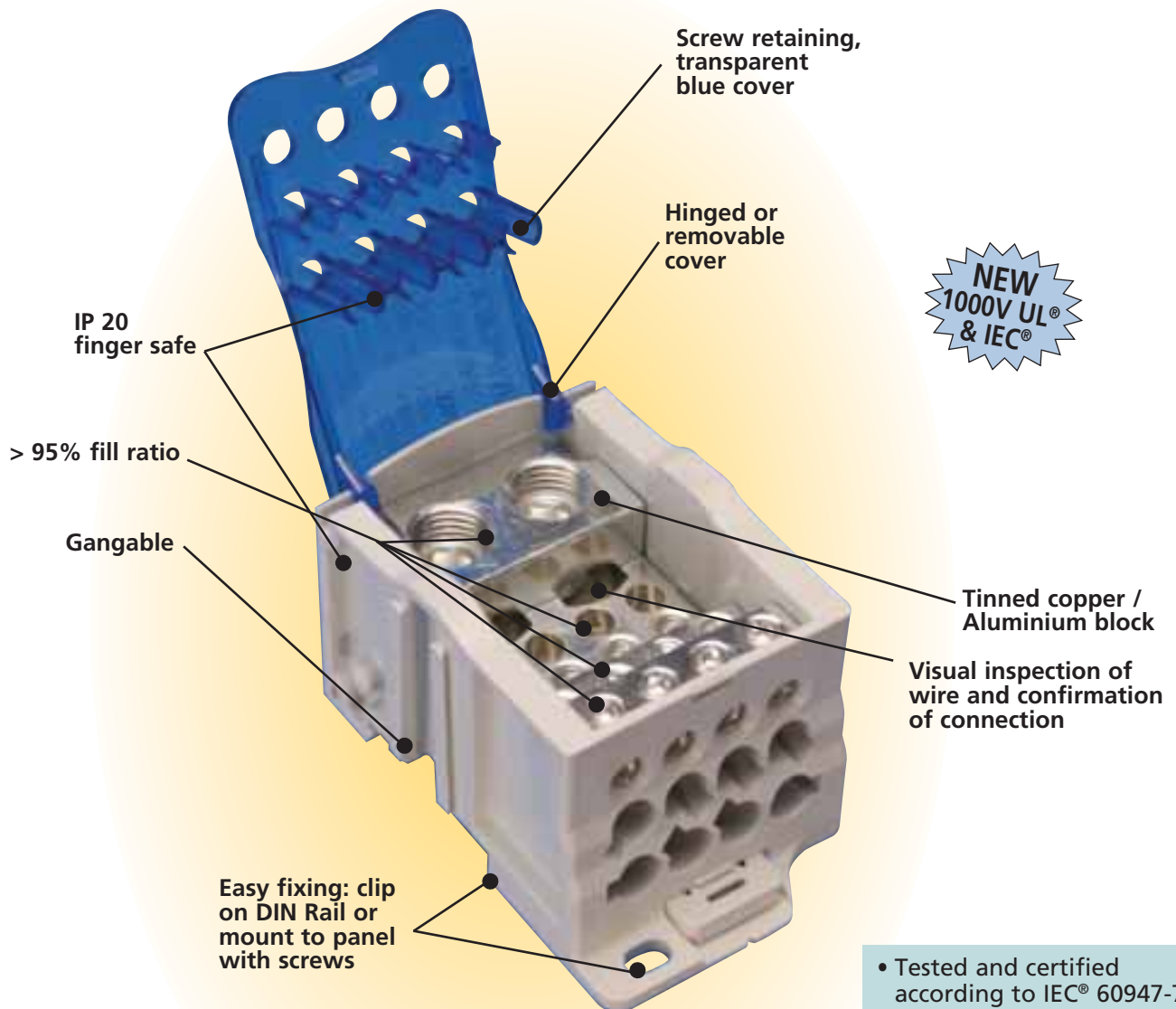
ERIFLEX FLEXIBAR INPUT	
4 x 15,5 x 0,8 - 6 x 15,5 x 0,8	
2 x 20 x 1 - 6 x 20 x 1	
2 x 24 x 1 - 8 x 24 x 1	

METRIC		Ø	I (N.m)
	ERIFLEX® FLEXIBAR	x1 -	13,5
	2,5...16	x5 6.8	2,7
	2,5...10	x4 6.1	2,7
	6...35	6...25 x2	4,4

IMPERIAL	AWG	Ø	I (in/lb)
	ERIFLEX® FLEXIBAR	x1 -	120
	8...4	x5 0.27	24
	8...6	x4 0.24	24
	8...1	x2 0.354	39

Part No.	Description		kg/lbs
569060	UDF 500A	1	0,37 / 0.82


# Single Pole Distribution Blocks



- Tested and certified according to IEC® 60947-7-1  $U_i = 1000V$
- 1000V UL® Recognized for US & Canada
- 400 A UL pending
- UL 1059
- Halogen-free
- UL 94V-0
- RoHS Compliant
- Can be used in parallel using jumpers


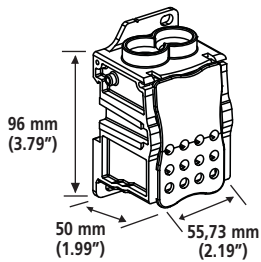
UL Recognized for 1000V AC/DC and IEC certified for 1000V AC/ 1500V DC -  
Ideal for solar applications

# Single Pole Distribution Blocks



- Tinned Copper or Aluminium Block: Copper or Aluminium Cables
- Visual inspection of wire and confirmation of connection
- Halogen Free
- IP 20 finger safe
- 95% Fill Ratio
- Self extinguishing: UL 94 V-0
- Easy fixing: clip on din rail or mount to panel with screws
- RoHS Compliant

## UD 400 A 2 inputs / 12 outputs 400 A - IEC 400 A - UL®



- I = 400 A IEC
- I = 400 A UL/CSA
- Icw KA rms Is : 24,5
- IPk KA : 51
- Ui : 1000 V AC  
1500 V DC IEC
- Vin : 1000 V AC/DC UL

CENTER TO CENTER DRILLING:  
85 X 29 mm (3.35" x 1.14")

### Copper/Aluminium Block

METRIC	mm <sup>2</sup>	mm <sup>2</sup>		Ø		I(N.m)
	2,5...10	2,5...10	x12	6,1		2,7
	35...95	35...95	x2	13,5		13,6

### Aluminium Block - UL pending

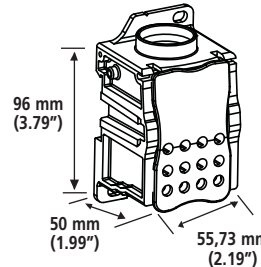
IMPERIAL	AWG		Ø		Torque inch/Lbs.
	8...6	x12	0,24		45
or					
	14...10	x12	0,24		24
	8...3/0	x2	0,53		120

### Copper Block

IMPERIAL	AWG		Ø		Torque inch/Lbs.
	14...10	x12	0,24		24
	8...3/0	x2	0,53		120

Part No.	Description		
569051	Unipolar Distribution Block UD400212CU - Copper	1	0,380
569251	Unipolar Distribution Block UD400212AL - Aluminium	1	0,160
569200	Jumper UD400J	10	0,060

## UD 400 A 1 input / 12 outputs 400 A - IEC 335 A - UL®



- I = 400 A IEC
- I = 335 A UL/CSA
- Icw KA rms Is : 24,5
- IPk KA : 51
- Ui : 1000 V AC  
1500 V DC IEC
- Vin : 1000 V AC/DC UL

CENTER TO CENTER DRILLING:  
85 X 29 mm (3.35" x 1.14")

### Copper/Aluminium Block

METRIC	mm <sup>2</sup>	mm <sup>2</sup>		Ø		I(N.m)
	2,5...10	2,5...10	x12	6,1		2,7
	95...185	95...185	x1	19		25

### Aluminium Block - UL pending

IMPERIAL	AWG		Ø		Torque inch/Lbs.
	8...6	x12	0,24		45
or					
	14...10	x12	0,24		24
	3/0...400MCM	x1	0,787		221

### Copper Block


IMPERIAL	AWG		Ø		Torque inch/Lbs.
	14...10	x12	0,24		24
	3/0...400MCM	x1	0,787		221

Part No.	Description		
569052	Unipolar Distribution Block UD400112CU - Copper	1	0,400
569252	Unipolar Distribution Block UD400112AL - Aluminium	1	0,180


UL® Recognized for 1000V AC/DC and IEC® certified for 1000V AC/1500V DC - Ideal for Solar applications



# Two and Four Pole Distribution Blocks



# Two and Four Pole Distribution Blocks

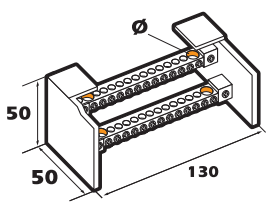


- Minimum space for maximum power
- Easy connections
- Protection: Transparent cover and screen
- Self extinguishing: UL94 V-0
- Safe connections
- Rail or screw mounting\*
- Wiring with or without terminal
- Halogen Free
- Rohs Compliant

IEC 60947-7-1

## 2 & 4 POLE 40 A

### 2 pole BD 40 A

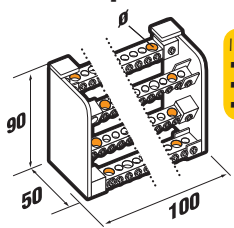


- I = 40 A IEC
- l<sub>cw</sub> kA rms 1s : 4,5
- IPk kA : 22
- Ui : 500 V CA/CC

### BD 40 A - 16 TERMINALS

	mm <sup>2</sup>	mm <sup>2</sup>		Ø	Γ(N.m)
→	6-16	4-10	x2	6	2-3
→	1,5-4	0,75-4	x15	4,3	1,2-1,5

### 4 pole TD 40 A



- I = 40 A IEC
- l<sub>cw</sub> kA rms 1s : 4,5
- IPk kA : 22
- Ui : 500 V<sub>CA</sub>

### TD 40 A - 12 TERMINALS

	mm <sup>2</sup>	mm <sup>2</sup>		Ø	Γ(N.m)
→	6-16	4-10	x2	6	2-3
→	1,5-4	0,75-4	x11	4,3	1,2-1,5

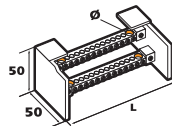
\* Center to drilling :

- BD 40 A = 110 mm
- TD 40 A = 80 mm

Part No.	Description			kg/lbs
563720	BD 40 A	1		0,22/0.49
563740	TD 40 A	1		0,33/0.73

## 2 & 4 POLE 80/100 A

### 2 pole BD 80/100 A



- I = 100 A IEC
- l<sub>cw</sub> kA rms 1s : 4,5
- IPk kA : 20
- Ui : 500 V CA/CC

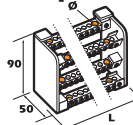
### BD 80/100 A - 6 TERMINALS

	mm <sup>2</sup>	mm <sup>2</sup>		Ø	Γ(N.m)
→	10...25	10...25	x1	8,5	2-3
→	1,5...4	0,75...4	x3	4,5	1,2-1,5
→	2,5...6	1,5...6	x3	5,5	2-3

### BD 80/100 AL - 14 TERMINALS

	mm <sup>2</sup>	mm <sup>2</sup>		Ø	Γ(N.m)
→	10...25	10...25	x2	8,5	2-3
→	1,5...4	0,75...4	x6	4,5	1,2-1,5
→	2,5...6	1,5...6	x7	5,5	2-3

### 4 pole TD 80/100 A



- I = 100 A IEC
- l<sub>cw</sub> kA rms 1s : 4,5
- IPk kA : 20
- Ui : 500 V<sub>CA</sub>

### TD 80/100 A - 6 TERMINALS

	mm <sup>2</sup>	mm <sup>2</sup>		Ø	Γ(N.m)
→	10...25	10...25	x1	8,5	2-3
→	1,5...4	0,75...4	x3	4,5	1,2-1,5
→	2,5...6	1,5...6	x3	5,5	2-3

### TD 80/100 AL - 10 TERMINALS

	mm <sup>2</sup>	mm <sup>2</sup>		Ø	Γ(N.m)
→	10...25	10...25	x2	8,5	2-3
→	1,5...4	0,75...4	x4	4,5	1,2-1,5
→	2,5...6	1,5...6	x5	5,5	2-3

### TD 80/100 ALL - 14 TERMINALS

	mm <sup>2</sup>	mm <sup>2</sup>		Ø	Γ(N.m)
→	10...25	10...25	x2	8,5	2-3
→	1,5...4	0,75...4	x6	4,5	1,2-1,5
→	2,5...6	1,5...6	x7	5,5	2-3

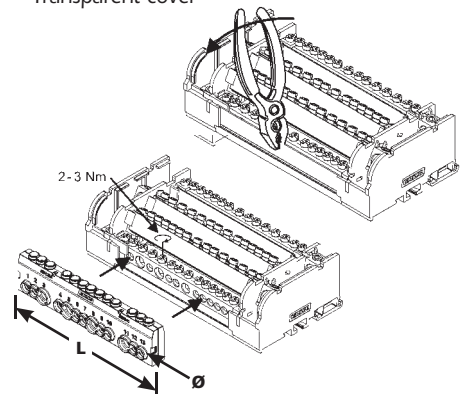
\* Center to drilling :

- BD 80/100 A = 45 mm
- BD 80/100 AL = 80 mm
- BD 80/100 ALL = 110 mm
- TD 80/100 A = 45 mm
- TD 80/100 AL = 80 mm
- TD 80/100 ALL = 110 mm

Part No.	Description			L
563900	BD 80/100 A	1	0,11	64
563910	BD 80/100 AL	1	0,21	130
563920	TD 80/100 A	1	0,21	64
563930	TD 80/100 AL	1	0,31	100
563940	TD 80/100 ALL	1	0,40	130

## NEUTRAL BARS

- Improved wiring capacity
- Direct electrical connection
- Strong mechanical assembly
- Transparent cover



Neutral Bar 563841 → 563830 – Solid Bar  
563841 → 563840 – Solid Bar

Neutral Bar 563201 → 563200 – Solid Bar  
563201 → 563990 – Solid Bar

## NB 125 A

- I = 125 A IEC
- l<sub>cw</sub> kA rms 1s : 4,5
- IPk kA : 30

	mm <sup>2</sup>	mm <sup>2</sup>		Ø	Γ(N.m)
→	10-25	6-16	x3	7,5	2-3
→	2,5-6	1,5-6	x9	5,5	2-3


## NB 160 A

- I = 160 A IEC
- l<sub>cw</sub> kA rms 1s : 6,2
- IPk kA : 35

	mm <sup>2</sup>	mm <sup>2</sup>		Ø	Γ(N.m)
→	10-35	10-25	x4	8,5	2-3
→	2,5-16	1,5-16	x10	7,2	2-3

Part No.	Description	L		
563841	NB 125 A	142	10	0,17
563201	NB 160 A	170	10	0,20

# Two and Four Pole Distribution Blocks



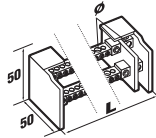
- Easy connections: Input separated from outputs
- Neutral bar: 125A & 160A
- Rail or screw mounting\*
- End large terminals: Safe connections
- New Design: solid bars provide reliability
- Improved Icc withstanding up to 35 KA
- Strong mechanical assembly

IEC 60947-7-1

## 2 & 4 POLE 100/125 A

### 2 pole BD 100/125 A

I = 125 A IEC  
 • Ui : 690 VCA/CC



BD 100/125 A - 6 TERMINALS

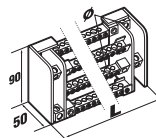
				Ø		I(N.m)
	10...35	10...35	x1	9,5		6-7
	2,5...6	1,5...6	x5	5,5		2-3
	10...25	6...16	x1	7,5		2-3

BD 100/125 AL - 14 TERMINALS

	10...35	10...35	x1	9,5		6-7
	2,5...6	1,5...6	x11	5,5		2-3
	10...25	6...16	x3	7,5		2-3

### 4 pole TD 100/125 A

I = 125 A IEC  
 • Ui : 690 V<sub>CA</sub>



TD 100/125 A - 6 TERMINALS

				Ø		I(N.m)
	10...35	10...35	x1	9,5		6-7
	2,5...6	1,5...6	x5	5,5		2-3
	10...25	6...16	x1	7,5		2-3

TD 100/125 AL - 10 TERMINALS

	10...35	10...35	x1	9,5		6-7
	2,5...6	1,5...6	x7	5,5		2-3
	10...25	6...16	x3	7,5		2-3

TD 100/125 ALL - 14 TERMINALS

	10...35	10...35	x1	9,5		6-7
	2,5...6	1,5...6	x11	5,5		2-3
	10...25	6...16	x1	7,5		2-3
	10...35	10...25	x2	8,5		2-3

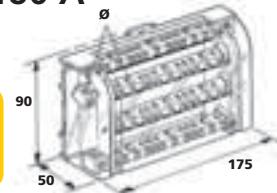
- \* Center to drilling :
- BD 100/125 A = 74 mm
  - BD 100/125 AL = 142 mm
  - TD 100/125 A = 89 mm
  - TD 100/125 AL = 127 mm
  - TD 100/125 ALL = 162 mm

Part No.	Description	Icw	Ipk			L
563800	BD 100/125 A	4,5	30	1	0,16	94
563810	BD 100/125 AL	4,5	25	1	0,27	162
563820	TD 100/125 A	4,5	30	1	0,33	109
563830	TD 100/125 AL	4,5	30	1	0,44	147
563840	TD 100/125 ALL	4,5	21	1	0,55	182

## 4 POLE 160 A

### TD 160 A

I = 160 A IEC  
 • Icw KA rms 1s : 8,2  
 • Ipk KA : 35  
 • Ui : 690 V<sub>CA</sub>



TD 160 A : 11 TERMINALS

				Ø		I(N.m)
	10...50	10...50	x1	12		8-10
	10...35	10...25	x3	8,5		2-3
	2,5...16	1,5...16	x7	7,2		2-3
	2,5...6	1,5...6	x1	5,5		2-3

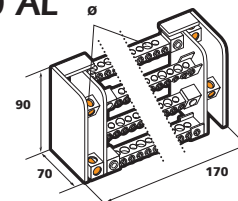
\* Center to center drilling : 160 mm

Part No.	Description		
563200	TD 160A	1	0,606

## 4 POLE 160 A

### TD 160 AL

I = 160 A IEC  
 • Icw KA rms 1s : 8,2  
 • Ipk KA : 35  
 • Ui : 690 V<sub>CA</sub>



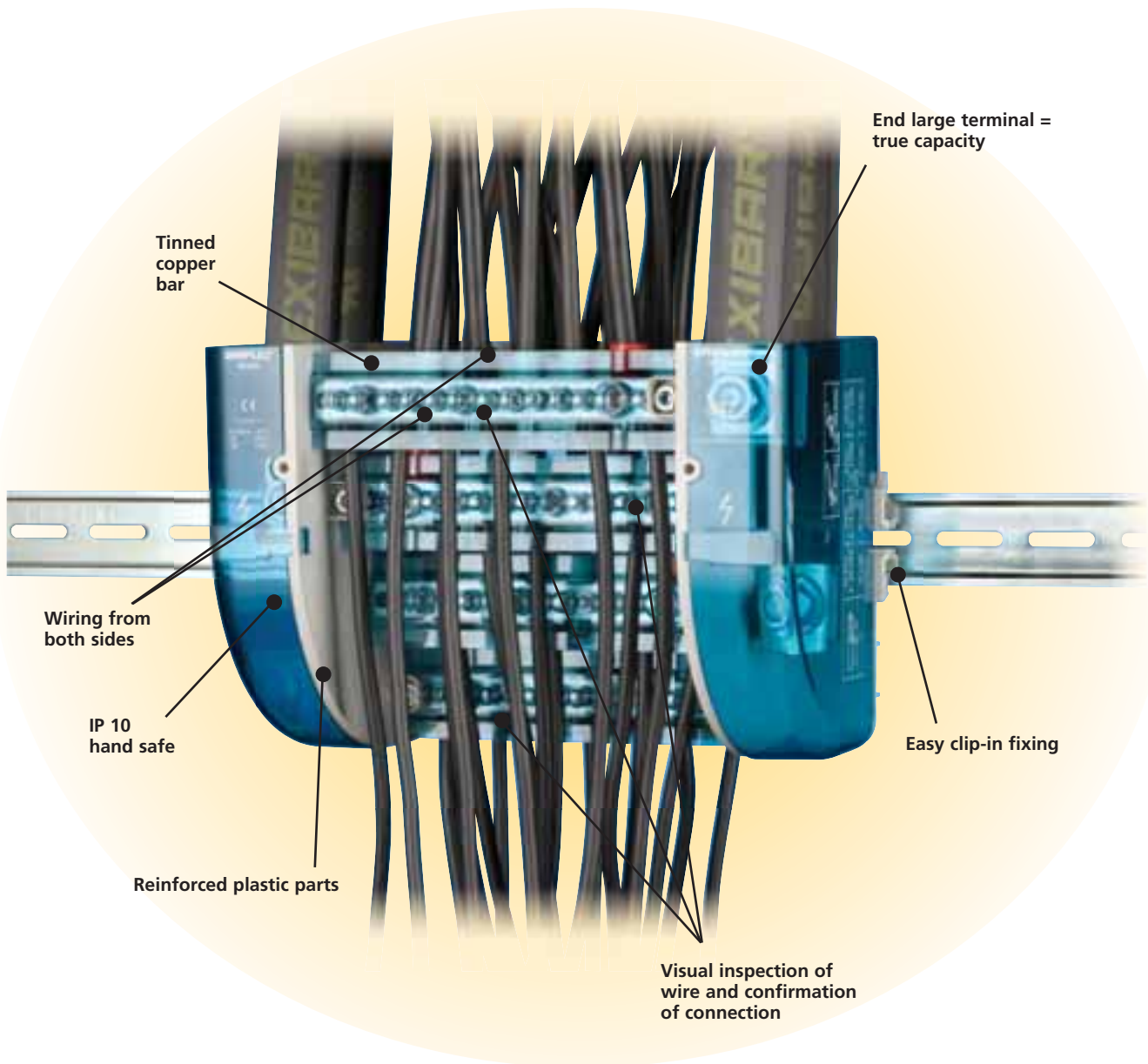
TD 160 AL - 11 TERMINALS

				Ø		I(N.m)
	10...50	10...50	x1	12		8-10
	10...35	10...25	x3	8,5		2-3
	2,5...16	1,5...16	x8	7		2-3

\* Center to drilling : 150 mm.

Part No.	Description		
563990	TD 160 AL	1	0,74

# Four Pole Distribution Blocks – TDL



- Tested and Certified according to IEC 60947-7-1  $U_i=1000V$
- UL® Recognized for US & Canada
- UL 1059  $U_i=600V$
- Halogen Free
- UL94 V-0
- RoHS Compliant
- CE Conformity
- GOST

# Four Pole Distribution Blocks – TDL

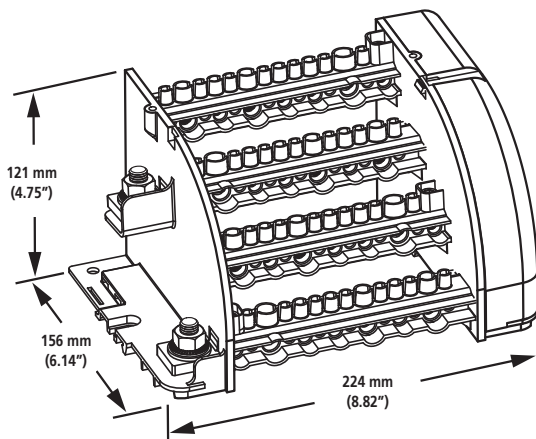


TDL 250/400A

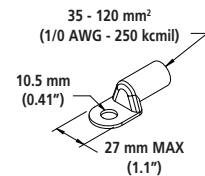
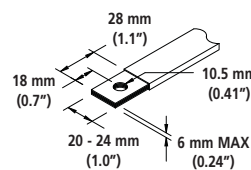
- Easy connections: Input separated from outputs
- End large terminals: Safe connections
- Easy input connection : ERIFLEX® FLEXIBAR - IBS - Cable
- Wiring from Both sides
- Tinned Copper Bars : Copper or Aluminum Cables
- Visual inspection of wire and confirmation of connection
- New Design: solid bars provide reliability
- Strong mechanical assembly
- IP 10 hand safe
- High % of Fill Ratio
- Easy fixing: clip on din rail or mount to panel with screws
- Halogen Free













## TDL 250/400A 400 A - IEC /











- I = 400 A IEC
- I = 400 A UL/CSA
- Icw KA rms 1s : 23
- IPk KA : 51
- Ui : 1000 VAC
- 1500 VDC IEC
- Vin : 600 V UL



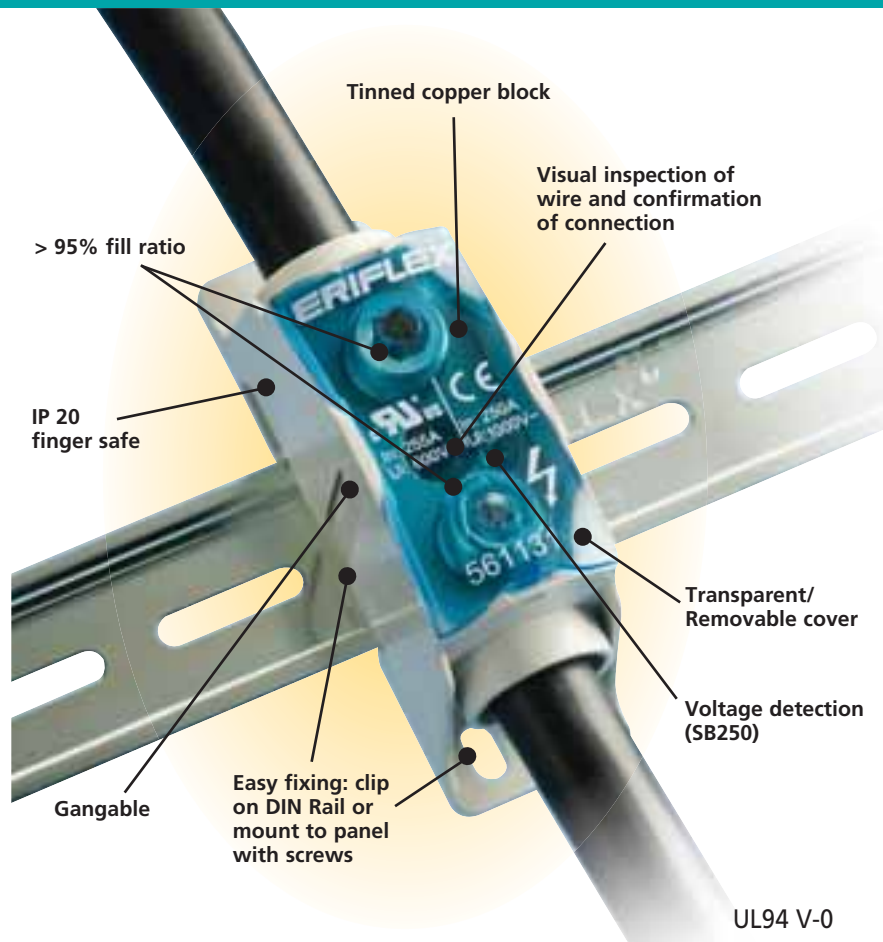
Part No.	Description		 kg/lbs
563995	TDL250A	1	1,69 / 3.73



METRIC	ERIFLEX® FLEXIBAR, IBS (width)	 mm²	Ī(N.m)	 mm²	Ī(N.m)	Ø		
	20 - 24 mm	35...120 mm²	20	35...120 mm²	20	x1	10	
	-	10...50 mm²	8,5	10...35 mm²	8,5	x1	9.5	
	-	10...35 mm²	6,4	10...25 mm²	6,4	x2	9	
	-	6...25 mm²	3,5	6...16 mm²	3,5	x4	7	
	-	2.5...16 mm²	2,7	2.5...10 mm²	2,7	x7	5.5	

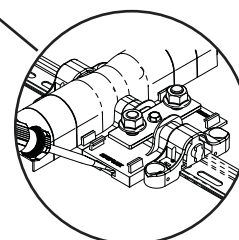
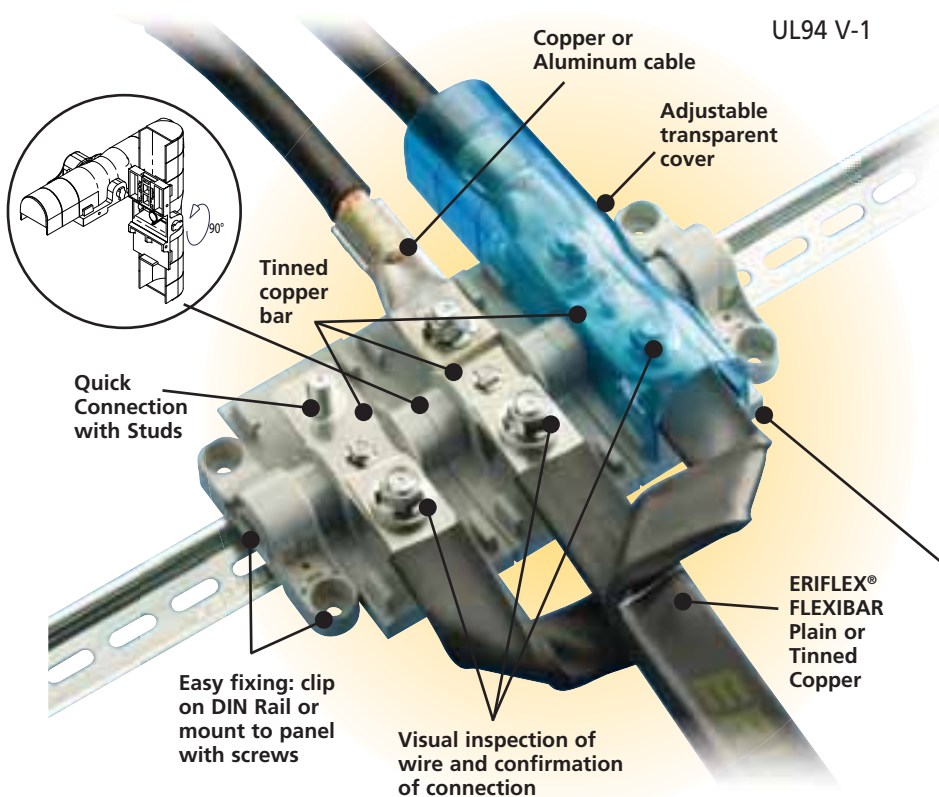
IMPERIAL	ERIFLEX® FLEXIBAR, IBS (width)	AWG	Ī(in/lb)		Ø	
	20 - 24 mm	1/0 - 250	177	x1	0.394	
	-	6 - 1/0	75	x1	0.374	
	-	8 - 1	57	x2	0.354	
	-	10 - 3	31	x4	0.276	
	-	10 - 5	24	x7	0.217	

# Power Blocks – SB




- Tested and Certified according to IEC 60947-7-1  $U_i=1000V$
- UL® Recognized for US & Canada
- UL 1059
- Short Circuit Current Rated up to 100 KA
- Halogen Free
- RoHS Compliant

# Power Terminals – SBLL



# Power Blocks – SB



- Tinned Copper Block: Copper or Aluminum Cables
- Visual inspection of wire and confirmation of connection
- Halogen Free
- IP 20 finger safe
- 95% Fill Ratio
- Self extinguishing: UL94 V-0
- Easy fixing: clip on din rail or mount to panel with screws
- Short Circuit Rated up to 100 KA - See UL file E198301
- RoHS Compliant

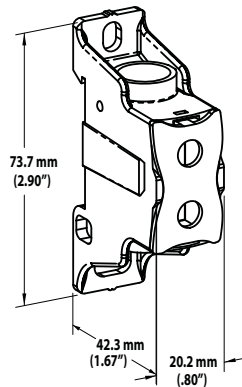
## SB 125 125 A - IEC 150 A - cUL<sup>us</sup>

- Modular: individual modules are stackable for multipole applications.

I = 125 A IEC  
I = 150 A UL/CSA

- Icw KA rms 1s : 4.2
- IPk KA : 25
- Ui : 1000 V AC/DC IEC
- Vin : 600 V UL

\* CENTER TO CENTER DRILLING:  
61.6 mm (2.43")



METRIC	mm <sup>2</sup>	I (N.m)	mm <sup>2</sup>	I (N.m)		Ø	
	10...35	6.4	10...35	8.5	x1	10	
	10...35	6.4	10...35	8.5	x1	10	

IMPERIAL	AWG	I (in/lb)		Ø	
	8...1/0	57	x1	0.394	
	8...1/0	57	x1	0.394	

Part No.	Description		kg/lbs
561130	SB 125	1	0,07/0.15

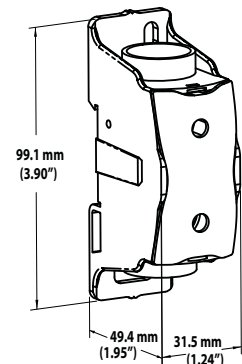
## SB 250 250 A - IEC 255 A - cUL<sup>us</sup>

- Modular: individual modules are stackable for multipole applications.

I = 250 A IEC  
I = 255 A UL/CSA

- Icw KA rms 1s : 14.4
- IPk KA : 42
- Ui : 1000 V AC/DC IEC
- Vin : 600 V UL

\* CENTER TO CENTER DRILLING:  
82.9 mm x 7.4 mm (3.26" x 0.29")

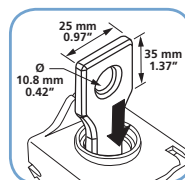


METRIC	mm <sup>2</sup>	I (N.m)		Ø	
	35...120	19	x1	15	
	35...120	19	x1	15	

IMPERIAL	AWG	I (in/lb)		Ø	
	6...250 Kcmil	168	x1	0.59	
	6...250 Kcmil	168	x1	0.59	

Part No.	Description		kg/lbs
561131	SB 250	1	0,28/0.61

## FLG 250 (for SB250)



DIRECT FLG 250:  
WITH ERIFLEX® FLEXIBAR

Direct link between  
the block and a switch

Part No.	Description		kg/lbs
569160	FLG 250	10	0,05/0.12

# Power Terminals – SBLL



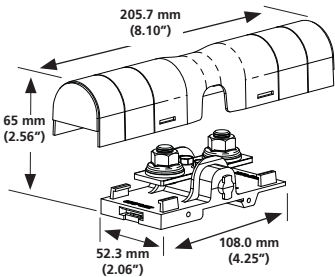
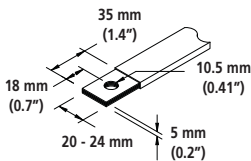
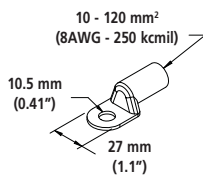
- Tinned Copper Bar
- Visual inspection of wire and confirmation of connection
- Quick connection with studs
- Easy connection on ERIFLEX® FLEXIBAR
- Adjustable transparent cover
- Halogen Free
- Self extinguishing: UL94 V-1
- Easy fixing: clip on din rail with end cap or mount to panel with screws
- Short Circuit Rated up to 100 KA - See UL file E198301
- RoHS Compliant

## SBLL 250 290 A - IEC 255 A - cULus

- Modular: individual modules are stackable for multipole applications.
- SBLEC required for direct panel mount.

I = 290 A IEC  
I = 255 A UL/CSA

- Icw KA rms 1s: 14.4
- IPk KA : 42
- Ui : 1000 VAC/1500 VDC IEC
- Vin : 1000 V UL



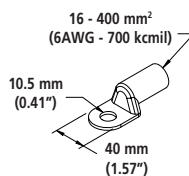
Part No.	Description	Box	kg/lbs
561132	SBLL 250	1	0,16/0.35

## SBLL 500 750 A - IEC 475 A - cULus

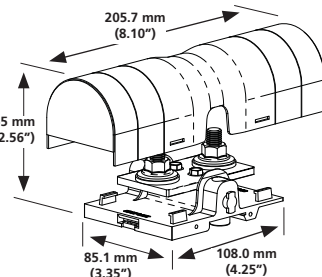
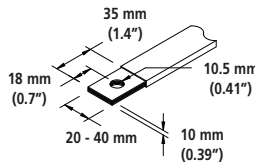
- Modular: individual modules are stackable for multipole applications.

I = 750 A IEC  
I = 475 A UL/CSA

- Icw KA rms 1s: 36
- IPk KA : 51
- Ui : 1000 VAC/1500 VDC IEC
- Vin : 1000 V UL



\* CENTER TO CENTER DRILLING:  
66 mm (2.6")



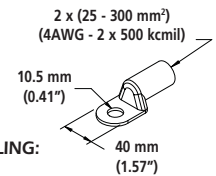
Part No.	Description	Box	kg/lbs
561134	SBLL 500	1	0,34/0.75

## SBLL 800 1250 A - IEC 800 A - cULus

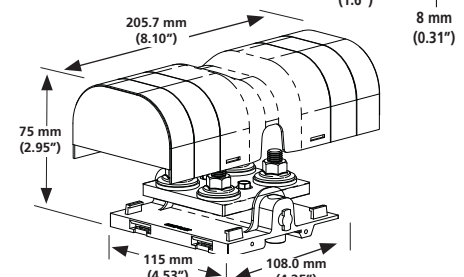
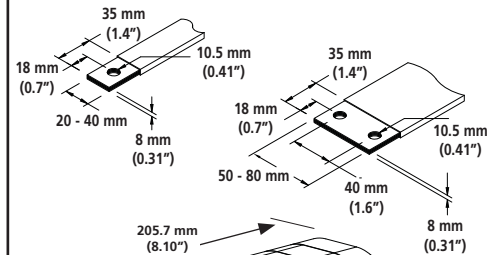
- Modular: individual modules are stackable for multipole applications.

I = 1250 A IEC  
I = 800 A UL/CSA

- Icw KA rms 1s: 57.6
- IPk KA : 75
- Ui : 1000 VAC/1500 VDC IEC
- Vin : 1000 V UL

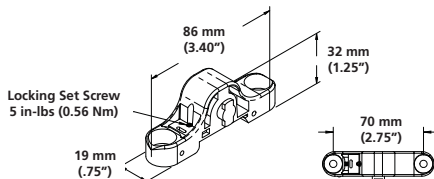


\* CENTER TO CENTER DRILLING:  
96 mm (3.78")



Part No.	Description	Box	kg/lbs
561136	SBLL 800	1	0,7/1.54

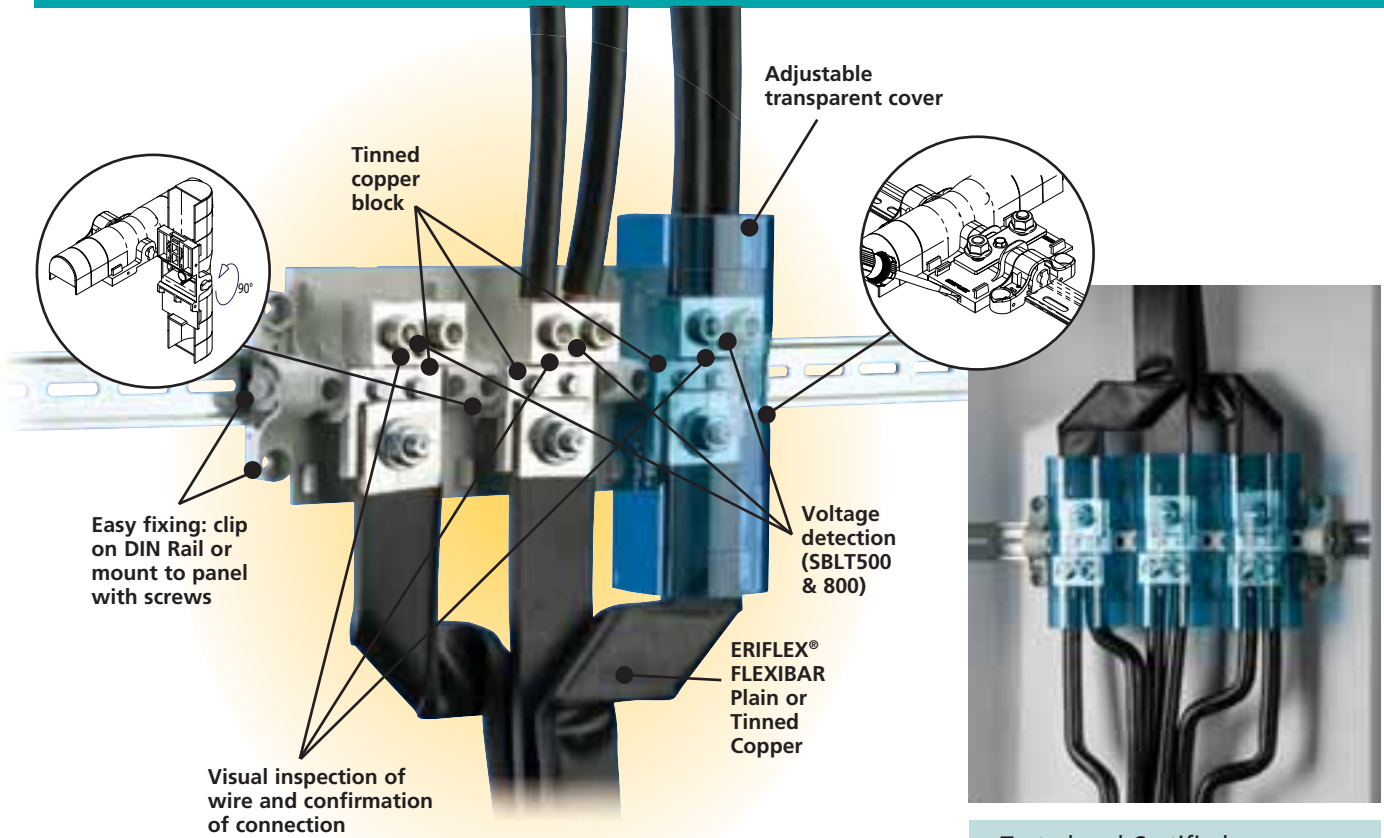
## SBLEC



Part No.	Description	Box	kg/lbs
561138	SBLEC	1	0,01/0.02


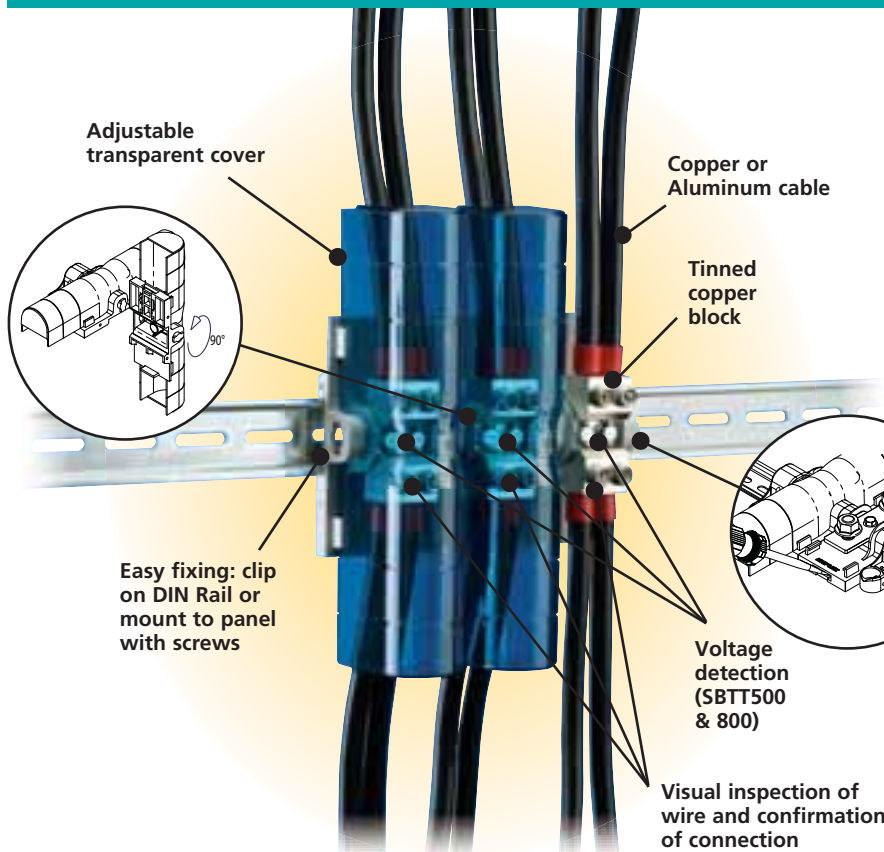


# Power Terminals – SBLT



- Tested and Certified according to IEC 60947-7-1  $U_i=1000VAC / 1500VDC$
- UL® Recognized for US & Canada
- UL 1059
- Short Circuit Current Rated up to 100 KA
- Halogen Free
- UL94 V-1
- RoHS Compliant
- CE Conformity
- GOST

# Power Terminals – SBTT



# Power Terminals – SBLT



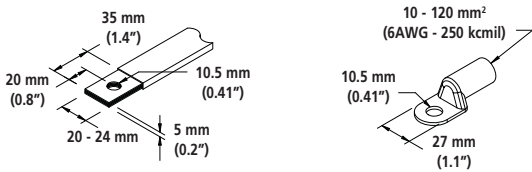
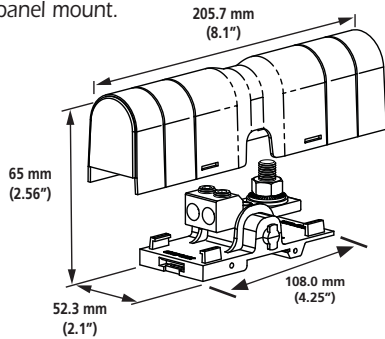
- Tinned Copper Block : Copper or Aluminum Cables
- Visual inspection of wire and confirmation of connection
- Quick connection with studs or tunnel
- Easy connection on ERIFLEX® FLEXIBAR or Cable
- Adjustable transparent cover
- Halogen Free
- Self extinguishing: UL94 V-1
- Easy fixing: clip on din rail with end cap or mount to panel with screws
- Short Circuit Rated up to 100 KA  
- See UL® file E198301
- RoHS Compliant

## SBLT 250 350 A - IEC 300 A - cULus

- Modular: individual modules are stackable for multipole applications.
- SBLEC required for direct panel mount.

I = 350 A IEC  
I = 300 A UL/CSA

- Icw KA rms 1s : 8,4
- IPK KA : 30
- Ui : 1000 VAC / 1500 VDC IEC
- Vin : 1000 V AC/DC UL



METRIC*	mm²	I' (N.m)	mm²	I' (N.m)	Ø
	ERIFLEX FLEXIBAR or cable with lug				
	10...50	8.5	10...35	8.5	x2 10

IMPERIAL	AWG	I' (in/lb)	Ø
	ERIFLEX FLEXIBAR or cable with lug		
	8...1/0	168	x2 0.394

Part No.	Description		
561140	SBLT 250	1	0,27 / 0.60

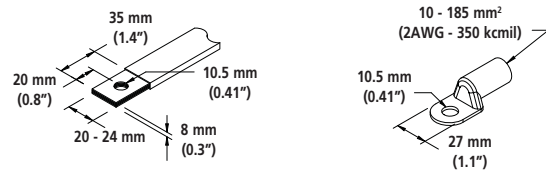
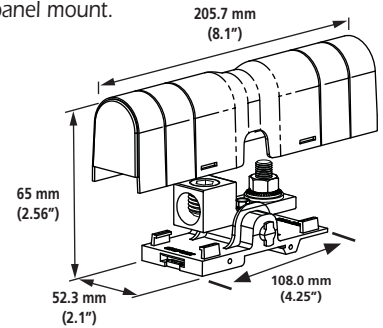
\* Flexible stranded cable (including terminal up to 50 mm²)  
 Rigid cable

## SBLT 350 500 A - IEC 310 A - cULus

- Modular: individual modules are stackable for multipole applications.
- SBLEC required for direct panel mount.

I = 500 A IEC  
I = 310 A UL/CSA

- Icw KA rms 1s : 22,2
- IPK KA : 43
- Ui : 1000 VAC / 1500 VDC IEC
- Vin : 1000 V AC/DC UL



METRIC*	mm²	I' (N.m)	mm²	I' (N.m)	Ø
	ERIFLEX FLEXIBAR or cable with lug				
	35...185	25	35...150	25	x1 20

IMPERIAL	AWG	I' (in/lb)	Ø
	ERIFLEX FLEXIBAR or cable with lug		
	2...350	221	x1 0.787

Part No.	Description		
561142	SBLT 350	1	0,35 / 0.77

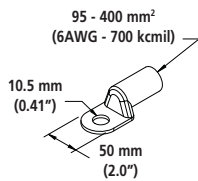
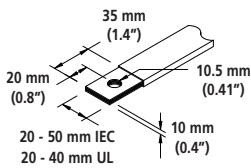
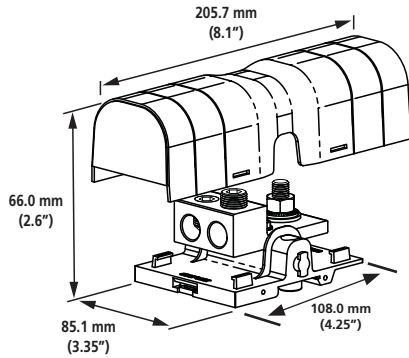
# Power Blocks & Terminals




## SBLT 500 750 A - IEC 500 A - cUL<sup>us</sup>


- Modular: individual modules are stackable for multipole applications.

I = 750 A IEC  
I = 500 A UL/CSA

- lcw KA rms 1s : 28,8
- IPk KA : 52
- Ui : 1000 VAC / 1500 VDC IEC
- Vin : 1000 V AC/DC UL



METRIC*	 mm²	I (N.m)	 mm²	I (N.m)	Ø
	ERIFLEX FLEXIBAR or cable with lug				
	16...120	19	16...120	19	x2 15

IMPERIAL	AWG	I (in/lb)	Ø
	ERIFLEX FLEXIBAR or cable with lug		
	6...250	168	x2 0.59

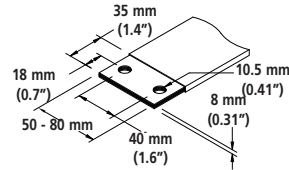
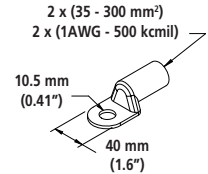
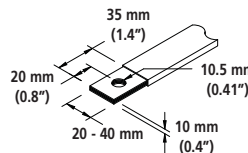
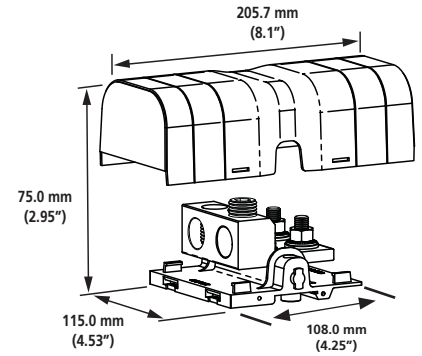
Part No.	Description		 kg/lbs
561144	SBLT 500	1	0,61 / 1.34




## SBLT 800 1250 A - IEC 760 A - cUL<sup>us</sup>


- Modular: individual modules are stackable for multipole applications.

I = 1250 A IEC  
I = 760 A UL/CSA

- lcw KA rms 1s : 57,6
- IPk KA : 75
- Ui : 1000 VAC / 1500 VDC IEC
- Vin : 1000 V AC/DC UL



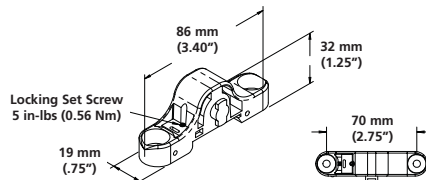
METRIC*	 mm²	I (N.m)	 mm²	I (N.m)	Ø
	ERIFLEX FLEXIBAR or cable with lug				
	95...240	34	50...185	34	x2 22

IMPERIAL	AWG	I (in/lb)	Ø
	ERIFLEX FLEXIBAR or cable with lug		
	3/0...500	300	x2 0.866

Part No.	Description		 kg/lbs
561146	SBLT 800	1	1,09 / 2.40


- \*  Flexible stranded cable (including terminal up to 50 mm²)  
 Rigid cable

## SBLEC



Part No.	Description		 kg/lbs
561138	SBLEC	1	0,01/0.02

# Power Terminals – SBTT



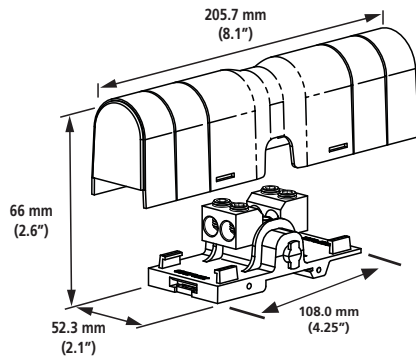
- Tinned Copper Block : Copper or Aluminum Cables
- Visual inspection of wire and confirmation of connection
- Quick connection with studs or tunnel
- Easy connection on ERIFLEX® FLEXIBAR or Cable
- Adjustable transparent cover
- Halogen Free
- Self extinguishing: UL94 V-1
- Easy fixing: clip on din rail with end cap or mount to panel with screws
- Short Circuit Rated up to 100 KA  
- See UL® file E198301
- RoHS Compliant

## SBTT 250 350 A - IEC 300 A - cULus

- Modular: individual modules are stackable for multipole applications.
- SBLEC required for direct panel mount.

I = 350 A IEC  
I = 300 A UL/CSA

- Icw KA rms 1s : 8.4
- IPk KA : 30
- Ui : 1000 VAC / 1500 VDC IEC
- Vin : 1000 V AC/DC UL



METRIC*	mm²	I (N.m)	mm²	I (N.m)		Ø	
	10...50	8.5	10...35	8.5	x4	10	

IMPERIAL	AWG	I (in/lb)		Ø	
	8...1/0	168	x4	0,394	

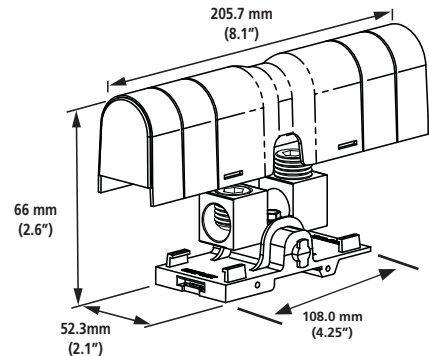
Part No.	Description		kg/lbs
561141	SBTT 250	1	0,26 / 0.57

## SBTT 350 500 A - IEC 310 A - cULus

- Modular: individual modules are stackable for multipole applications.
- SBLEC required for direct panel mount.

I = 500 A IEC  
I = 310 A UL/CSA

- Icw KA rms 1s : 22.2
- IPk KA : 43
- Ui : 1000 VAC / 1500 VDC IEC
- Vin : 1000 V AC/DC UL



METRIC*	mm²	I (N.m)	mm²	I (N.m)		Ø	
	35...185	25	35...150	25	x2	20	

IMPERIAL	AWG	I (in/lb)		Ø	
	2...350	221	x2	0,787	

Part No.	Description		kg/lbs
561143	SBTT 350	1	0,33 / 0.73

\* Flexible stranded cable (including terminal up to 50 mm²)  
 Rigid cable

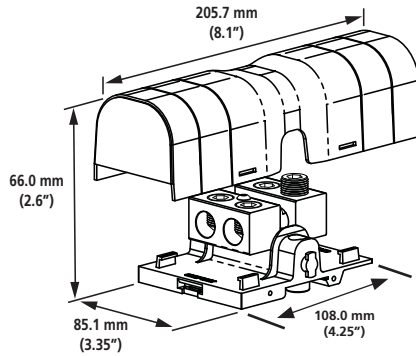
# Power Blocks & Terminals





## SBTT 500 750 A - IEC 500 A - cUL<sup>us</sup>



- Modular: individual modules are stackable for multipole applications.



I = 750 A IEC  
I = 500 A UL/CSA

- Icw KA rms 1s : 28,8
- IPk KA : 52
- Ui : 1000 VAC / 1500 VDC IEC
- Vin : 1000 V AC/DC UL



METRIC*	 mm <sup>2</sup>	I (N.m)	 mm <sup>2</sup>	I (N.m)	Ø	
 / 	16...120	19	16...120	19	x4	15

IMPERIAL	AWG	I (in/lb)	Ø	
 / 	6...250	168	x4	0.59

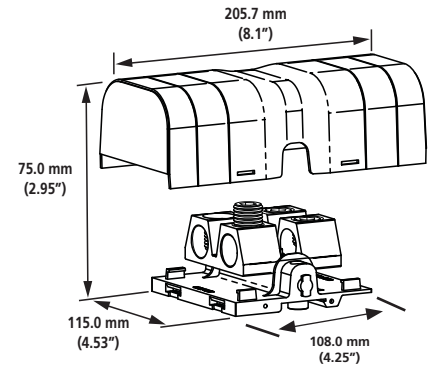
Part No.	Description		 kg/lbs
561145	SBTT 500	1	0,60 / 1.32





## SBTT 800 1250 A - IEC 760 A - cUL<sup>us</sup>



- Modular: individual modules are stackable for multipole applications.



I = 1250 A IEC  
I = 760 A UL/CSA

- Icw KA rms 1s : 57,6
- IPk KA : 75
- Ui : 1000 VAC / 1500 VDC IEC
- Vin : 1000 V AC/DC UL



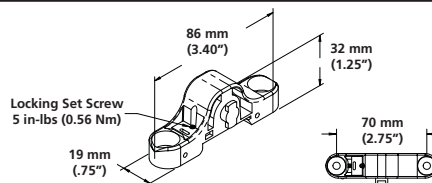
METRIC*	 mm <sup>2</sup>	I (N.m)	 mm <sup>2</sup>	I (N.m)	Ø	
 / 	95...240	34	50...185	34	x4	22

IMPERIAL	AWG	I (in/lb)	Ø	
 / 	3/0...500	300	x4	0.866

Part No.	Description		 kg/lbs
561147	SBTT 800	1	1,04 / 2.29


-  Flexible stranded cable (including terminal up to 50 mm<sup>2</sup>)
-  Rigid cable

## SBLEC



Part No.	Description		 kg/lbs
561138	SBLEC	1	0,01/0.02

# Four Pole Distribution Blocks



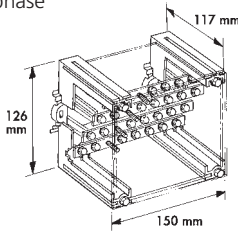
- A complete range from 125 A to 630 A
- Transparent protection cover
- Large accessibility for wiring
- Pre-assembled
- Self Extinguishing: UL94 V-0
- RoHS Compliant

IEC 60439.1

## TR 125A

**Threaded bars**  
12 x 4 - I = 125 A

- Easy clip in fixing for DIN rail or sheet steel
- Protection screen on 5 sides
- Equipped with a current input plug M6
- 5 outlets M5 per phase



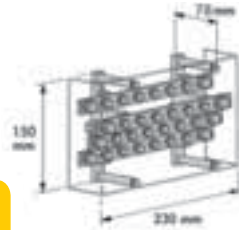
- Icw KA rms 1s: 20
- IPk KÄ: 40
- Ui = 1000V<sub>CA</sub>

Part No.	Description		
563150	TR 125A	1	0,684

## TR 250A

**Threaded bars**  
20 x 5 - I = 250 A

- Easy fixing for DIN rail G or sheet steel
- Incomers right or left Ø 8 mm
- 4 outlets M6 per phase



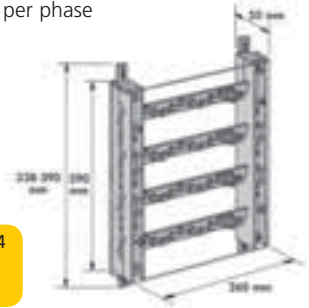
- Icw KA rms 1s: 17
- IPk KÄ: 34
- Ui = 630V<sub>CA</sub>

Part No.	Description		
563170	TR 250A	1	1,30

## TRC 400A

**Threaded bars**  
32 x 5 in W - I = 400 A

- Easy connections due to inclined bars
- Equipped with a current input plug M10
- 10 outlets M6 per phase



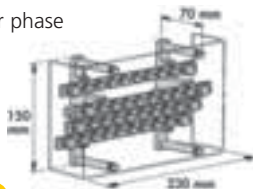
- Icw KA rms 1s: 54
- IPk KÄ: 118
- Ui = 1000V<sub>CA</sub>

Part No.	Description		
563180	TRC 400A	1	2,65

## TRS 160A

**Threaded bars**  
15 x 5 - I = 160 A

- Easy fixing for DIN rail G or sheet steel
- Incomers right or left Ø 8 mm
- 6 outlets M6 per phase



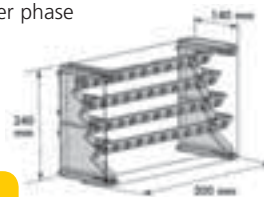
- Icw KA rms 1s: 17
- IPk KÄ: 34
- Ui = 630V<sub>CA</sub>

Part No.	Description		
563160	TRS 160A	1	1,15

## TR 400A

**Threaded bars**  
32 x 5 - I = 400 A

- Easy fixing for DIN rail or sheet steel
- 1 incomer Ø 10 mm
- 8 outlets M6 per phase



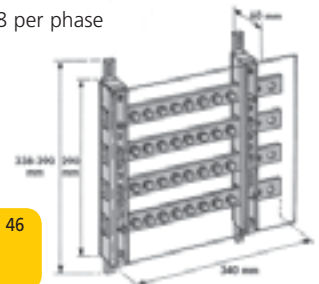
- Icw KA rms 1s: 21
- IPk KÄ: 44
- Ui = 1000V<sub>CA</sub>

Part No.	Description		
562010	TR 400A	1	2,83

## TRC 630A

**Threaded bars**  
30 x 10 - I = 630 A

- Incomers Ø 10 mm
- 8 outlets M8 per phase



- Icw KA rms 1s: 46
- IPk KÄ: 96
- Ui = 1000V<sub>CA</sub>

Part No.	Description		
563190	TRC 630A	1	4,80

# Four Pole Insulating Supports



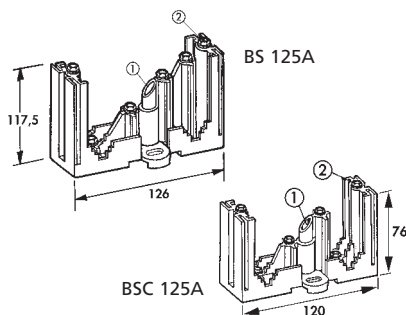
To assemble customized distribution blocks 4 poles stair type

- Glass fiber reinforced polyamide
- Self-extinguishing material: UL 94 V-0
- Direct fixing of screen
- Easy clip in fixing for DIN rail or sheet steel
- RoHS Compliant
- Halogen Free

IEC 60439.1

## BS/BSC 125A 125A - 160A

- For copper bars 12 x 4 and 15 x 5
  - Easy connection
  - Can be fixed on DIN rail using the DR clips or on metal sheet with the M6 screws enclosed in the packing.
  - Halogen-free
- 1) Screw to lock the support
  - 2) Direct fixing of the screen with self-tapping screw
  - 3) Assemble on metal sheet



- BS 125A  $U_i = 1000$  V
- BSC 125A  $U_i = 630$  V

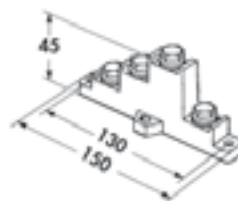
Part No.	Description		
551311	BS-B 125A	10	0,100
551321	BSC-B 125A	10	0,100

Spacing calculation accordingly to Icc withstanding: see Technical Section

Transparent cover: See page 26

## BS 250A 160A - 250A

- For copper bars M6 15 x 5 and 20 x 5
- Compact
- Mounting with M6 screws
- Possible fitting of a protective screen, by adding spacers
- Halogen-free

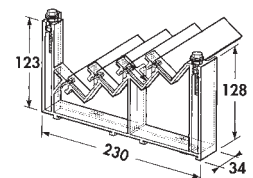


- $U_i = 630$  V

Part No.	Description		
551300	BS 250A	10	0,050

## BS 400A 160A - 630A

- For copper bars 15 x 5 – 20 x 5 – 32 x 5 – 20 x 10 – 30 x 10
- Easy clip in fixing for DIN rail or sheet steel
- Can be equipped with a protective screen or adjustable height
- Halogen-free



- $U_i = 1000$  V

Part No.	Description		
551250	BS 400A	2	0,220

# Disconnectable PEN System

## A Unique solution for TN-C/TN-S Networks




- Application : dedicated product allowing separation from PEN to PE+N
- Composition : safe disconnectable system
- Clear identification
- Prevent measurement errors
- Avoid reconnection errors
- Complies to requests from inspection bodies
- Screen stickers included in 12 languages

Unique in the Market

IEC 60439.1


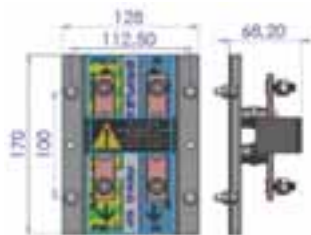


### PEN-D 75<sup>2</sup> I<sub>n</sub> : 125A max



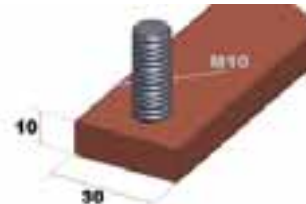
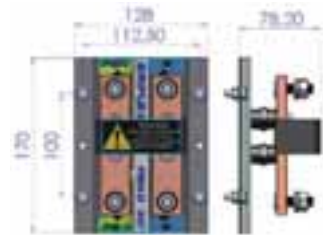
Part No.	Description		kg/lbs
568800	PEN-D 75 <sup>2</sup>	1	0,55/1.21

### PEN-D 100<sup>2</sup> I<sub>n</sub> : 250A max



Part No.	Description		kg/lbs
568805	PEN-D 100 <sup>2</sup>	1	0,80/1.76

### PEN-D 300<sup>2</sup> I<sub>n</sub> : 630A max

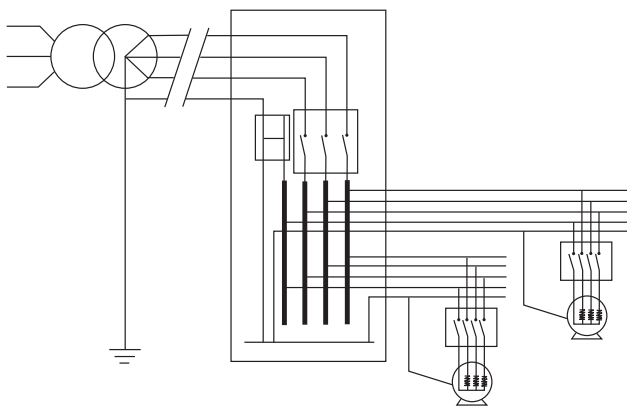


Part No.	Description		kg/lbs
568810	PEN-D 300 <sup>2</sup>	1	1,52/3.35

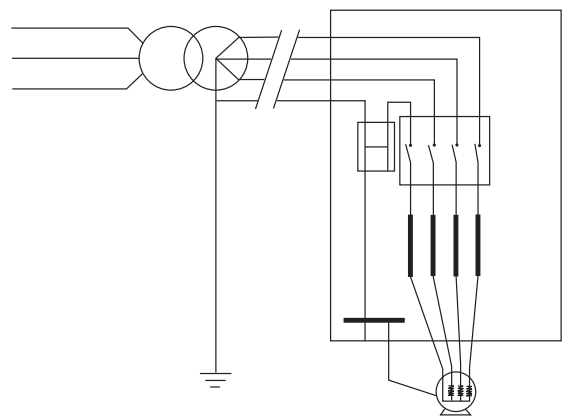



# PEN-D Wiring in distribution board


## TN-S Distribution



## Dedicated TN-S Power Supply



# Spacers & Accessories



- A complete range of accessories for easy distribution block assembly



## DMH M4/M5/M6 Metallic spacers

- Metallic hexagonal spacers
- Zinc-plated steel
- To make higher plates, screens or profiles
- Male-female allowing stable mounting
- See drawing on DH

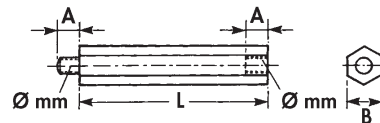
Part No.	Description	L mm	Ø mm	A mm	B mm		
561560	DMH 10M4	10	M4	8-10	7	100	0,003
561570	DMH 15M4	15	M4	8-10	7	100	0,005
561580	DMH 20M4	20	M4	8-10	7	100	0,007
561590	DMH 25M4	25	M4	8-10	7	50	0,008
561600	DMH 30M4	30	M4	8-10	7	50	0,010
561610	DMH 35M4	35	M4	8-10	7	50	0,012
561620	DMH 40M4	40	M4	8-10	7	50	0,0125
561630	DMH 50M4	50	M4	8-10	7	50	0,017
561640	DMH 60M4	60	M4	8-10	7	25	0,019

561660	DMH 15M5	15	M5	10	8	50	0,006
561670	DMH 20M5	20	M5	10	8	50	0,008
561680	DMH 25M5	25	M5	10	8	50	0,010
561690	DMH 30M5	30	M5	10	8	50	0,012
561700	DMH 35M5	35	M5	10	8	25	0,014
561710	DMH 40M5	40	M5	10	8	25	0,016
561720	DMH 50M5	50	M5	10	8	25	0,022
561730	DMH 60M5	60	M5	10	8	25	0,027
561740	DMH 70M5	70	M5	10	8	25	0,029
561750	DMH 80M5	80	M5	10	8	25	0,033

561760	DMH 15M6	15	M6	12	10	50	0,010
561770	DMH 20M6	20	M6	12	10	50	0,012
561780	DMH 30M6	30	M6	12	10	25	0,018
561790	DMH 40M6	40	M6	12	10	25	0,025
561800	DMH 50M6	50	M6	12	10	25	0,032
561810	DMH 60M6	60	M6	12	10	25	0,038
561820	DMH 70M6	70	M6	12	10	25	0,043
561830	DMH 80M6	80	M6	12	10	25	0,052
561840	DMH 90M6	90	M6	12	10	25	0,058
561850	DMH 100M6	100	M6	12	10	10	0,064

## DH M5/M6 Spacers

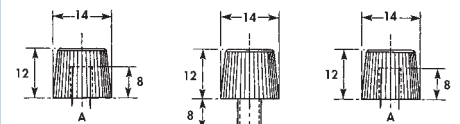
- Male-female
- Electrotechnical applications
- Insulating part made from polystyrol
- Threaded-end, made from zinc-plated steel
- Working temperature up to 80°C
- Insulation voltage 1000 V



Part No.	Description	L mm	Ø mm	A mm	B mm		
560660	DH 15M5	15	M5	7	13	100	0,004
560670	DH 20M5	20	M5	7	13	100	0,005
560600	DH 30M5	30	M5	7	13	100	0,006
560610	DH 45M5	45	M5	7	13	100	0,009
560620	DH 55M5	55	M5	7	13	100	0,011
560630	DH 70M5	70	M5	7	13	100	0,014
560640	DH 85M5	85	M5	7	13	100	0,017
560650	DH 120M5	120	M5	7	13	100	0,024

560740	DH 15M6	15	M6	7-8	13	100	0,004
560750	DH 20M6	20	M6	7-8	13	100	0,005
560700	DH 30M6	30	M6	7-8	13	100	0,009
560710	DH 45M6	45	M6	7-8	13	100	0,013
560720	DH 70M6	70	M6	7-8	13	100	0,020
560730	DH 120M6	120	M6	7-8	13	100	0,035

## CAPN-CAPB Cap nuts



CAPN5 & CAPN6

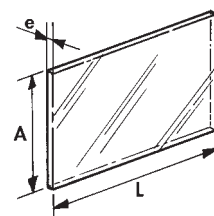
CAPB5 & CAPB6

CAPN15 & CAPN16 with brass insert

Part No.	Description	A		
560800	CAPN5	M5	100	0,001
560810	CAPN6	M6	100	0,001
560820	CAPN15	M5	100	0,003
560830	CAPN16	M6	100	0,003
560840	CAPB5	M5	100	0,004
560850	CAPB6	M6	100	0,004

## PS Protection screen (made from PVC)

- $U_i = 1000 \text{ V}$



Part No.	Description	L mm	A mm	Ø mm	Mounts to		
563120	PS1000x60x3	1000	60	3	BSC 125A/S	10	0,302
563130	PS500x120x3	500	120	3	BSC 125A/T	10	0,213
551330	PS500x126x3	500	126	3	BS 125A/T	10	0,224
551340	PS1000x99x3	1000	99	3	BS 125A/S	10	0,498
551260	PS1000x250x3	1000	250	3	BS 400/T	1	1,030
551280	PS1000x2000x3	1000	2000	3	-	1	8,4



ERICO is a leading global designer, manufacturer and marketer of precision-engineered specialty metal products serving niche markets in a diverse range of electrical, construction, utility and rail applications. The company is headquartered in Solon, Ohio, USA with a network of sales locations serving more than 25 countries and with manufacturing and distribution facilities worldwide. ERICO's well-known brand names include: CADDY® electrical and mechanical fixings, fasteners and supports; CADWELD® welded electrical connections; CRITEC® surge protection devices; ERICO® rail and industrial products; ERIFLEX® low voltage power distribution; ERITECH® facility electrical protection; and LENTON® concrete products. Visit ERICO online at [www.erico.com](http://www.erico.com).

#### WARNING

ERICO products shall be installed and used only as indicated in ERICO's product instruction sheets and training materials. Instruction sheets are available at [www.erico.com](http://www.erico.com) and from your ERICO customer service representative. Improper installation, misuse, misapplication or other failure to completely follow ERICO's instructions and warnings may cause product malfunction, property damage, serious bodily injury and death.

#### WARRANTY

ERICO products are warranted to be free from defects in material and workmanship at the time of shipment. NO OTHER WARRANTY, WHETHER EXPRESS OR IMPLIED (INCLUDING ANY WARRANTY OF MERCHANTABILITY OR FITNESS FOR A PARTICULAR PURPOSE), SHALL EXIST IN CONNECTION WITH THE SALE OR USE OF ANY ERICO PRODUCTS. Claims for errors, shortages, defects or nonconformities ascertainable upon inspection must be made in writing within 5 days after Buyer's receipt of products. All other claims must be made in writing to ERICO within 6 months from the date of shipment or transport. Products claimed to be nonconforming or defective must, upon ERICO's prior written approval in accordance with its standard terms and procedures governing returns, promptly be returned to ERICO for inspection. Claims not made as provided above and within the applicable time period will be barred. ERICO shall in no event be responsible if the products have not been stored or used in accordance with its specifications and recommended procedures. ERICO will, at its option, either repair or replace nonconforming or defective products for which it is responsible or return the purchase price to the Buyer. THE FOREGOING STATES BUYER'S EXCLUSIVE REMEDY FOR ANY BREACH OF ERICO WARRANTY AND FOR ANY CLAIM, WHETHER SOUNDING IN CONTRACT, TORT OR NEGLIGENCE, FOR LOSS OR INJURY CAUSED BY THE SALE OR USE OF ANY PRODUCT.

#### LIMITATION OF LIABILITY

ERICO excludes all liability except such liability that is directly attributable to the willful or gross negligence of ERICO's employees. Should ERICO be held liable its liability shall in no event exceed the total purchase price under the contract. ERICO SHALL IN NO EVENT BE RESPONSIBLE FOR ANY LOSS OF BUSINESS OR PROFITS, DOWNTIME OR DELAY, LABOR, REPAIR OR MATERIAL COSTS OR ANY SIMILAR OR DISSIMILAR CONSEQUENTIAL LOSS OR DAMAGE INCURRED BY BUYER.

Pictures, drawings and technical descriptions of this catalogue are not contractual. ERICO reserves the right to change at any time and without advanced notice, its manufacturing according to the evolution of standards/techniques.

UNITED KINGDOM  
52 Milford Road  
Reading, Berkshire RG1 8LJ  
United Kingdom  
Phone 0808 2344 695  
Fax 0808 2344 676

NORTH AMERICA  
34600 Solon Road  
Solon, Ohio 44139  
United States of America  
Phone 1-800-497-4304  
Fax 1-800-944-4296

OTHER COUNTRIES  
B.P. 31 - 42161 Andrézieux  
Cedex  
France  
Phone 00 33 477 36 56 56  
Fax 00 33 477 36 18 10

**ERICO®**


# ERICO®



[www.erico.com](http://www.erico.com)



**AUSTRALIA**  
Phone 1-800-263-508  
Fax 1-800-423-091



**CHINA**  
Phone +86-21-3430-4878  
Fax +86-21-5831-8177



**HUNGARY**  
Phone 06-800-16538  
Fax +39-0244-386-107



**NORWAY**  
Phone 800-100-73  
Fax 800-100-66



**SWITZERLAND**  
Phone 0800-55-86-97  
Fax 0800-55-96-15



**BELGIUM**  
Phone 0800-757-48  
Fax 0800-757-60



**DENMARK**  
Phone 808-89-372  
Fax 808-89-373



**INDONESIA**  
Phone +62-21-575-0941  
Fax +62-21-575-0942



**POLAND**  
Phone +48-71-349-04-60  
Fax +48-71-349-04-61



**THAILAND**  
Phone +66-2-267-5776  
Fax +66-2-636-6988



**BRAZIL**  
Phone +55-11-3623-4333  
Fax +55-11-3621-4066



**FRANCE**  
Phone 0-800-901-793  
Fax 0-800-902-024



**ITALY**  
Phone 800-870-938  
Fax 800-873-935



**SINGAPORE**  
Phone +65-6-268-3433  
Fax +65-6-268-1389



**UNITED ARAB EMIRATES**  
Phone +971-4-881-7250  
Fax +971-4-881-7270



**CANADA**  
Phone +1-800-677-9089  
Fax +1-800-677-8131



**GERMANY**  
Phone 0-800-189-0272  
Fax 0-800-189-0274



**MEXICO**  
Phone +52-55-5260-5991  
Fax +52-55-5260-3310



**SPAIN**  
Phone 900-993-154  
Fax 900-807-333



**UNITED KINGDOM**  
Phone 0808-2344-670  
Fax 0808-2344-676



**CHILE**  
Phone +56-2-370-2908  
Fax +56-2-369-5657



**HONG KONG**  
Phone +852-2764-8808  
Fax +852-2764-4486



**NETHERLANDS**  
Phone 0800-0200-135  
Fax 0800-0200-136



**SWEDEN**  
Phone 020-790-908  
Fax 020-798-964



**UNITED STATES**  
Phone 1-800-753-9221  
Fax +1-440-248-0723