
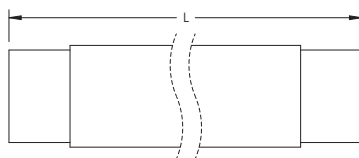
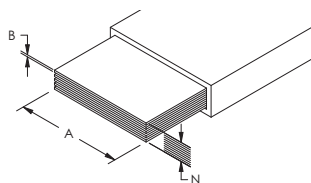


ERICO® FLEXIBAR®, Tinned Copper – FLEX2MTC3X13 (505053)



- Thin layers of tinned electrolytic copper formed into a stack
- Insulated by high-resistance, self-extinguishing PVC with less than 20% contact with conductor for high flexibility
- Easily bent, folded, and twisted, improving assembly flexibility, shortening connections, and decreasing footprint
- Dramatically smaller and more flexible than comparable cable based on ampacity
- Better power density than cable with lower skin effect ratio
- Connections made by punching and bolting directly through the copper laminates, clamping onto the end of the ERICO® FLEXIBAR®, or welding using ERICO® CADWELD®
- No lugs needed, reducing installation time and improving resistance to vibration
- Weight savings and material savings compared to wire alternatives
- Reduces total installation cost
- Traceability codes and designation part numbers printed on insulation
- 100% production dielectric tested
- UL 758 Appliance Wiring Material requirements for Cold Bend testing at -40°C and -50°C (-40°F and -58°F)
- GOST compliant
- RoHS compliant



Part Number	FLEX2MTC3X13
Article Number	505053
Typical Application Current Rating	125 A
Finish	Tinned
Material	Copper Polyvinylchloride
Dielectric Strength	20 kV/mm
Flammability Rating	UL® 94V-0
Insulation Elongation	370 %
Insulation Thickness	2 mm
Nominal Voltage, UL/IEC	1,000 VAC 1,500 VDC
Working Temperature	-40 to 105 °C
Forming Temperature	0 – 55 °C
Certification Details	UL® 67 UL® 758
Complies With	IEC® 60439.1 IEC® 61439.1 IEC® 61439.1 Class II



Part Number	FLEX2MTC3X13
Length (L)	2 m
ΔT 30 K	128 A
ΔT 45 K	160 A
ΔT 60 K	187 A
Conducting Layers (N)	3
A	13 mm
B	0.5 mm
Cross Section	19.5 mm ²
2 Bar Current Coefficient	1.72
3 Bar Current Coefficient	2.25
Certifications	ABS 08-HS365878-2-PDA Bureau Veritas 02859 BV CE CSA 90005 cURus EAC 0234251 (Russian Federation) IEC 61439-1 Class II FLEXIBAR IEC 61439-1 FLEXIBAR
Standard Packaging Quantity	1 pc
UPC	78285644786
EAN-13	3479775050539

ADMISSIBLE CURRENTS: This table indicates the temperature rise produced by chosen current in the given section. This calculation does not take into account the heat dissipation from the switch gear.

ΔT = Temperature of conductors – Internal temperature of panel.

Refer to technical documentation for additional ampacity ratings.

ABS is a registered certification mark of American Bureau of Shipping. CSA, CSA-US and C-CSA-US are registered trademarks of Canadian Standards Association. IEC is a registered trademark of the International Electrotechnical Commission. UL, UR, cUL, cUR, cULus and cURus are registered certification marks of UL LLC.

WARNING

ERICO products shall be installed and used only as indicated in ERICO's product instruction sheets and training materials. Instruction sheets are available at www.erico.com and from your ERICO customer service representative. Improper installation, misuse, misapplication or other failure to completely follow ERICO's instructions and warnings may cause product malfunction, property damage, serious bodily injury and death.

Copyright © 2015 ERICO International Corporation. All rights reserved.

CADDY, CADWELD, CRITEC, ERICO, ERIFLEX, ERITECH, and LENTON are registered trademarks of ERICO International Corporation.

